

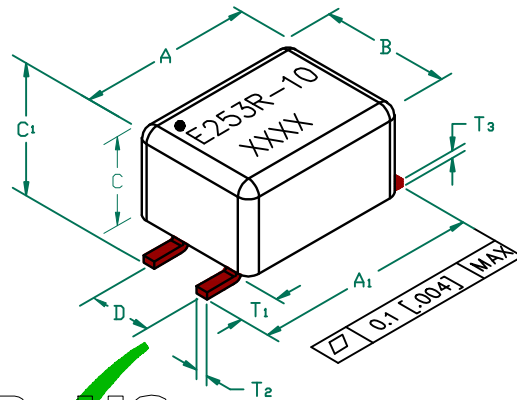


CC2824E253R-10

UNCONTROLLED DOCUMENT

ELECTRICAL SPECIFICATION @ 25°C
OPERATING TEMPERATURE RANGE: -40°C TO +125°C

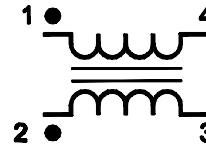
PARAMETER SYMBOL	TEST LEADS	CONDITIONS	REQUIREMENTS		
			MIN	TYP	MAX
Lp (μH)	1-4/2-3	@ 100KHz/ 50mV	17.5	25	32.5
L LEAKAGE (μH)	1-4 (s' 2-3)	@ 100KHz/ 50mV		1.50	
TRP			1 : 1 +/- 5%		
DCR(Ω)	1-4/2-3			0.13	0.26
Hi-pot	wdg-wdg	(Vac) .5mA, 2sec.	250		
I (mA)					800



PHYSICAL DIMENSIONS:

A	7.50 [.295]	±	MAX.
A ₁	9.00 [.354]	±	0.40 [.016]
B	5.50 [.217]	±	MAX.
C	3.80 [.150]	±	MAX.
C ₁	4.90 [.193]	±	MAX.
D	2.54 [.100]	±	0.10 [.004]
T ₁	1.75 [.069]	±	TYP.
T ₂	0.50 [.020]	±	0.10 [.004]
T ₃	0.30 [.012]	±	0.10 [.004]

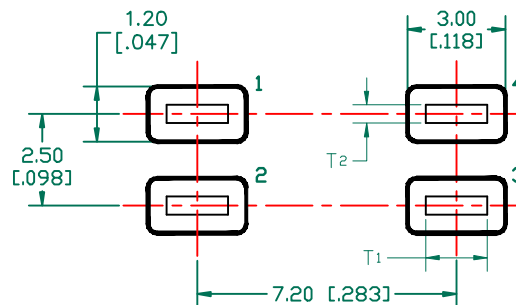
WEIGHT/1000 0.28 kgs [.62 Lbs]



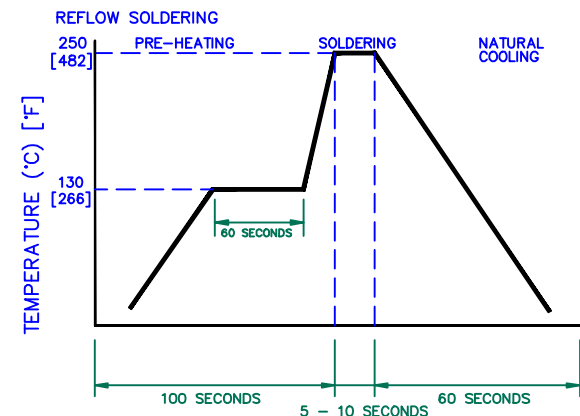
NOTES: UNLESS OTHERWISE SPECIFIED

1. TAPED AND REELED ON 13" REELS, 1500 PCS/REEL.
2. OPEN BOTTOM CONSTRUCTION.

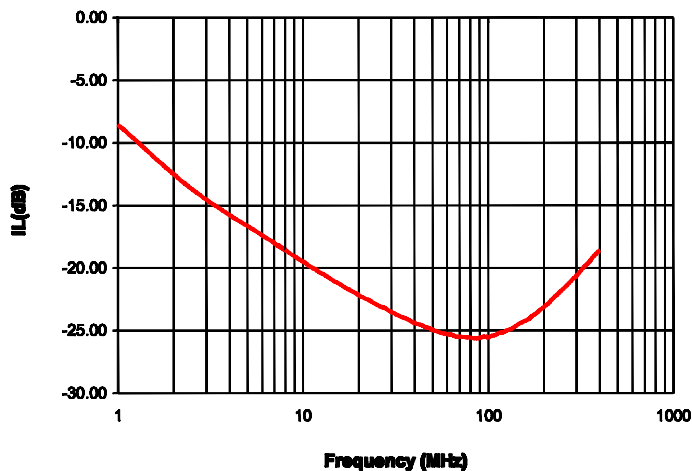
LAND PATTERNS FOR REFLOW SOLDERING



RECOMMENDED SOLDERING CONDITIONS



Typical Insertion Loss @ 50 ohm



DIMENSIONS ARE IN mm [INCHES].				THIS DOCUMENT CONTAINS INFORMATION WHICH IS PROPRIETARY AND CONFIDENTIAL TO STEWARD. NO PRODUCTION OR PUBLICATION OF THIS DOCUMENT IN WHOLE OR IN PART SHALL BE MADE WITHOUT WRITTEN AUTHORIZATION FROM STEWARD.			
				PROJECT/PART NUMBER:	REV	PART TYPE:	DRAWN BY:
				CC2824E253R-10	B	ASSEMBLY	JRK
B	UPDATE COMPANY LOGO	05/09/07	JRK	DATE:	06/08/05	SCALE:	NTS
A	ORIGINAL DRAFT	06/08/05	JRK	CAD #	CC2824E253R-10-B	TOOL #	-
REV	DESCRIPTION	DATE	INT	SHEET: 2 of 2			